

Geographic Info > Geographic Info Summary

Geographic Info Summary


During the Month of October, 2007:

- A total of 3,312 distinct visits were made to the site.
- 53,41% of all visits were from a known geographic location. 13,50% were from North America, 38,29% from Europe, 0,42% from Asia, 1,15% from Oceania, 0,06% from South America and 0,00% from Africa.

Six Month Historical Comparison

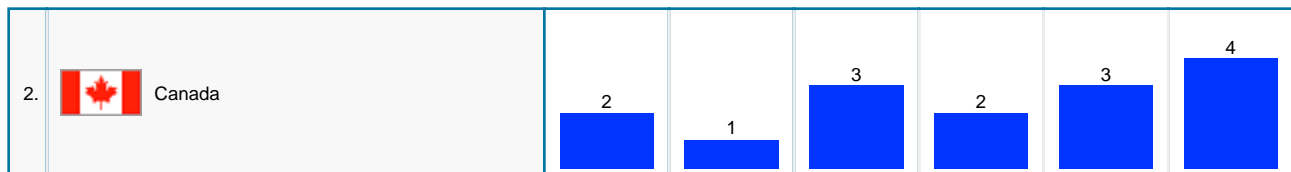
Top Continents	May, 2007	Jun, 2007	Jul, 2007	Aug, 2007	Sep, 2007	Oct 2007
1.  Europe	452	861	881	761	839	1,268
2.  North America	445	427	315	337	300	447
3.  Oceania	3	2	4	5	36	38
4.  Asia	13	18	19	19	10	14
5.  South America	0	0	0	0	0	2

Six Month Historical Comparison

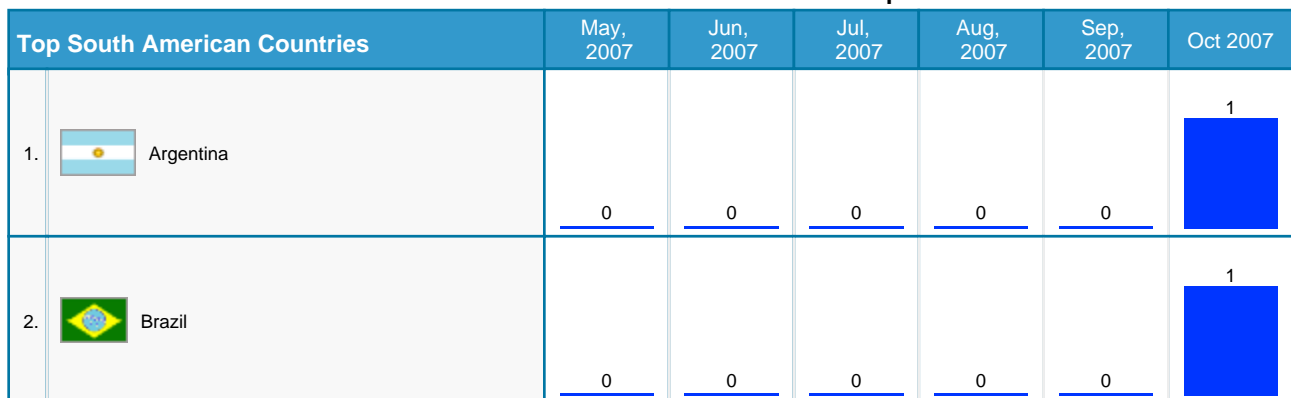
Top North American Countries	May, 2007	Jun, 2007	Jul, 2007	Aug, 2007	Sep, 2007	Oct 2007
1.  USA	443	426	311	335	297	443

Continued on Page 2 ...

... continued from Page 1



Six Month Historical Comparison




Six Month Historical Comparison





Continued on Page 3 ...

... continued from Page 2

Six Month Historical Comparison

Top European Countries		May, 2007	Jun, 2007	Jul, 2007	Aug, 2007	Sep, 2007	Oct 2007
1.	 Italy	329	524	569	537	593	866
2.	 Sweden	45	250	165	108	117	251
3.	 United Kingdom	47	21	67	44	33	36
4.	 Germany	10	4	8	12	16	22
5.	 France	4	19	12	15	19	18

Six Month Historical Comparison

Top Oceanic Countries		May, 2007	Jun, 2007	Jul, 2007	Aug, 2007	Sep, 2007	Oct 2007
1.	 Australia	3	2	4	5	36	37
2.	 New Zealand	0	0	0	0	0	1

Continued on Page 4 ...

... continued from Page 3

Six Month Historical Comparison

Top African Countries	May, 2007	Jun, 2007	Jul, 2007	Aug, 2007	Sep, 2007	Oct 2007
-----------------------	--------------	--------------	--------------	--------------	--------------	----------

No African Countries Data.